


Dealing  
with forces  
of nature

## BROEN BALLOMAX® POLYETHYLENE



### POLYETHYLENE Ball Valves

1/2" THRU 16" SIZE RANGE, LARGE PORT OPENINGS for Natural Gas and Water Service. Available in PE 80 Yellow or PE 100 Black resin material.

#### Features:

- Full Size Range from 1/2" to 16" with Large Port Opening
- Extra High Impact Operating Nut
- Long Pup Ends for easier tie ins
- No Metal
- Meets or Exceeds ANSI B 16.40, ASTM D-2513, DOT 192, NSF
- Serial Numbered for full traceability
- ISO 9002
- 1/4 turn operations (1/2 – 8") Gear Operated (10" – 16")


# BROEN

INTELLIGENT FLOW SOLUTIONS




**BROEN BALLOMAX® POLYETHYLENE, Ball Valves**

**PE 80 YELLOW RESIN – NATURAL GAS ONLY**

	Size	Catalog number	Port	Length	SDR	Weight
	1/2 CTS	PEB 1/2C MD80.090 25	1.02	11.81	.090 wall	1.7
	1/2 IPS	PEB 1/2I MD80.090 25	1.02	11.81	.090 wall	1.7
	3/4 CTS	PEB 3/4C MD80.090 25	1.02	11.81	.090 wall	1.6
	3/4 IPS	PEB 3/4I MD80.090 25	1.02	11.81	.090 wall	1.6
	1 CTS	PEB 1C MD80.090 25	1.02	11.81	.090 wall	2.0
	1 IPS	PEB 1I MD80.090 25	1.02	11.81	.090 wall	2.0
	1-1/4 CTS	PEB 5/4C MD80 DR10 14	1.02	11.81	10	3.3
	1-1/4 IPS	PEB 5/4I MD80 DR10 14	1.02	11.81	10	3.3
	2 IPS	PEB 2I MD80 DR11 14	1.81	25.00	11	5.1
	3 IPS	PEB 3I MD80 DR11 14	2.76	27.76	11	13.2
	4 IPS	PEB 4I MD80 DR11 14	3.54	29.10	11	26.4
	6 IPS	PEB 6I MD80 DR11 14	5.24	29.45	11	61.3
	8 IPS	PEB 8I MD80 DR11 14	6.89	31.85	11	94.9

**PE 100 BLACK RESIN – NATURAL GAS AND WATER**

	Size	Catalog number	Port	Length	SDR	Weight
	1/2 CTS	PEB 1/2C HD100 .090 25	1.02	11.81	.090 wall	1.7
	1/2 IPS	PEB 1/2I HD100 .090 25	1.02	11.81	.090 wall	1.7
	3/4 CTS	PEB 3/4C HD100 .090 25	1.02	11.81	.090 wall	1.6
	3/4 IPS	PEB 3/4I HD100 .090 25	1.02	11.81	.090 wall	1.6
	1 CTS	PEB 1C HD100 .090 25	1.02	11.81	.090 wall	2.0
	1 IPS	PEB 1I HD100 .090 25	1.02	11.81	.090 wall	2.0
	1-1/4 CTS	PEB 5/4C HD100 DR10 14	1.02	11.81	10	3.3
	1-1/4 IPS	PEB 5/4I HD100 DR10 14	1.02	11.81	10	3.3
	2 IPS	PEB 2I HD100 DR11 14	1.81	25.00	11	5.1
	3 IPS	PEB 3I HD100 DR11 14	2.76	27.76	11	13.2
	4 IPS	PEB 4I HD100 DR11 14	3.54	29.10	11	26.4
	6 IPS	PEB 6I HD100 DR11 14	5.24	29.45	11	61.3
	8 IPS	PEB 8I HD100 DR11 14	6.89	31.85	11	94.9
	<b>W/ VERTICAL GEAR OPERATORS</b>					
	10 IPS	PEB 10I HD100 DR11 51	7.17	31.53	11	152.1
	12 IPS	PEB 12I HD100 DR11 51	9.84	36.60	11	212.5
	14 IPS	PEB 14I HD100 DR11 51	11.22	39.37	11	219.3
	16 IPS	PEB 16I HD100 DR11 51	11.22	39.37	11	237.0